

ROTAMETERS

Please see the following pages for more information on Variable Area Flow Meters

- Rib-guided or fluted metering tubes facilitate stable, accurate readings.
- Magnifier lens in front shield enhances reading resolution.
- Easy-to-install flow tubes.
- “Non-rotating” adapter feature glass flow tubes are prevented from turning during the tightening phase of the assembly procedure.

Single Tube Glass Flow Meters


Designed for low flow rates, these single tube flow meters are precision instruments embodying the inherent simplicity, versatility and economy of the classical variable area meter. They are particularly suitable for metering carrier gases in chromatography, in manufacturing processes, liquid and gas measurements in laboratories, pilot plants, flow and level indicating and controlling gases.

Shipped completely assembled, flow meters include standard mounting fittings in a choice of materials, side plates, thick protective front shield and back plate, with or without control valves.

Single Tube PTFE Glass Flow Meters

The PTFE glass flow meter is designed for use with corrosive gases and liquids and for applications where contamination free flow passages are required. Fluids contact only PTFE, PCTFE and borosilicate glass.

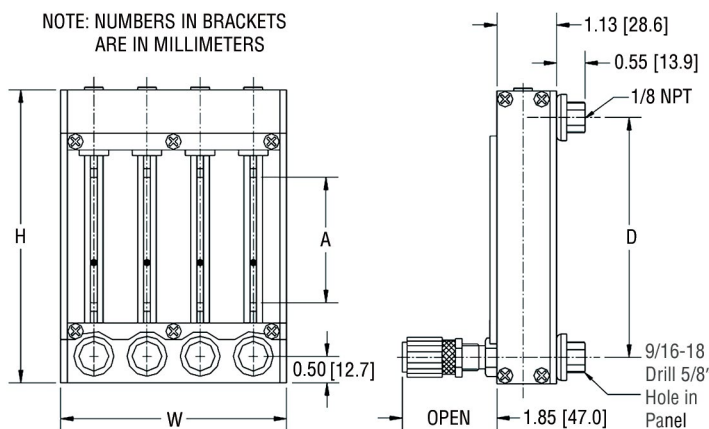
The unique design combines the rigidity of an aluminum structural frame with the desirable chemical inertness of PTFE components. Uses standard 65mm and 150mm flow tubes. Meters are equipped with built-in PTFE needle valves with Kel-F® valve spindles. Valves may be positioned either at inlet or outlet side of flow meter.



Stainless Steel 150mm Flow Meter



65mm - 150mm PTFE Flow Meter



DIMENSIONS FOR P STYLE METERS								
SCALE LENGTH (A)	ALL P METERS		WIDTH (W)					
	HEIGHT (H)	CENTER TO CENTER (D)	1 TUBE	2 TUBE	3 TUBE	4 TUBE	5 TUBE	6 TUBE
65mm	5.500	4.500	1.250	2.250	3.250	4.250	5.250	6.250
150mm	9.813	8.813	1.250	2.250	3.250	4.250	5.250	6.250


SPECIFICATIONS FOR SINGLE TUBE FLOW METERS

- USEFUL FLOW RANGE:** 10:1 minimum with one float and better than 20:1 with combination of two floats installed in meters.
- STANDARD ACCURACY:** ±2% of full scale (mm), 5% of full scale (direct reading).
- CALIBRATED ACCURACY:** ±1% of full scale.
- REPEATABILITY:** ±0.25%.
- MAX. OPERATION PRESSURE:** 200 psig/13.8 bars (PTFE 60 psig/4.13 bars).
- MAX. OPERATION TEMPERATURE:** 250 °F/121 °C (PTFE 150 °F/66 °C).
- FLOW TUBES:** Heavy walled borosilicate glass.
- FLOATS:** Glass, Sapphire, 316 Stainless Steel, Carboloy® and Tantalum.
- CHOICE OF MOUNTING FITTINGS IN CONTACT WITH FLUIDS:**
- A) Aluminum, black anodized.
 - B) Brass, chrome plated.
 - C) 316 Stainless Steel.
- SIDE PANELS:** Aluminum, black anodized.
- FRONT SHIELD:** Lexan® with longitudinal magnifier lens for enhanced reading resolution.
- BACK PLATE:** 1/8" thick white acrylics.
- O-RINGS AND PACKING:** Buna-N® O-rings in aluminum/ brass model. FKM O-rings in stainless steel meters. **OPTIONAL:** FKM PTFE FFKM and EPR.
- CONNECTIONS** 1/8" NPT female inlet and outlet connections. **OPTIONAL:** 1/4" FNPT, hose and compression fittings are available.



The selection of materials of construction, is the responsibility of the customer. The company accepts no liability.

Calibrations for other gases available.



Stainless Steel 150mm Flow Meter without valve

Tripod Base available! For Accessories See Below

- Interchangeability of flow tubes and floats. Assorted flow tubes may be used in conjunction with a single mounting frame.
- Simple panel mounting - convertible to bench mounting through use of an optional acrylic tripod base with built-in spirit leveler and leveling screws.
- OPTIGRAD™ scales minimize parallax and eye fatigue.

TABLE 19, STANDARD 150MM FLOW METERS WITHOUT VALVES							
MAXIMUM FLOW RATE				FRAME MATERIAL FLOW TUBE			
AIR		WATER		FLOAT MATERIAL	ALUMINUM	BRASS	STAINLESS STEEL
mL/min	scfh	mL/min	gph		MODEL NO.	MODEL NO.	MODEL NO.
11.6	0.024	N/A		Glass	6AP0101N1	6AP1101N1	6AP2101N1
18.3	0.038			Sapphire	6AP0102N1	6AP1102N1	6AP2102N1
34	0.07			316 S.S.	6AP0103N1	6AP1103N1	6AP2103N1
62.8	0.13			Carboloy®	6AP0104N1	6AP1104N1	6AP2104N1
46.6	0.098	0.50	0.007	Glass	6AP0105N1	6AP1105N1	6AP2105N1
73.1	0.154	0.99	0.015	Sapphire	6AP0106N1	6AP1106N1	6AP2106N1
138.3	0.293	2.36	0.037	316 S.S.	6AP0107N1	6AP1107N1	6AP2107N1
239.1	0.506	4.60	0.072	Carboloy®	6AP0108N1	6AP1108N1	6AP2108N1
91.6	0.194	1.13	0.020	Glass	6AP0109N1	6AP1109N1	6AP2109N1
144.3	0.306	2.19	0.035	Sapphire	6AP0110N1	6AP1110N1	6AP2110N1
262.2	0.556	4.97	0.079	316 S.S.	6AP0111N1	6AP1111N1	6AP2111N1
431.7	0.915	9.23	0.146	Carboloy®	6AP0112N1	6AP1112N1	6AP2112N1
370.6	0.784	5.71	0.090	Glass	6AP0113N1	6AP1113N1	6AP2113N1
513.3	1.087	10.00	0.158	Sapphire	6AP0114N1	6AP1114N1	6AP2114N1
816.0	1.729	19.2	0.301	316 S.S.	6AP0115N1	6AP1115N1	6AP2115N1
1216.9	2.579	31.6	0.500	Carboloy®	6AP0116N1	6AP1116N1	6AP2116N1
817	1.731	15.2	0.240	Glass	6AP0117N1	6AP1117N1	6AP2117N1
1093	2.316	24.9	0.394	Sapphire	6AP0118N1	6AP1118N1	6AP2118N1
1665	3.528	44.3	0.702	316 S.S.	6AP0119N1	6AP1119N1	6AP2119N1
2405	5.096	69.0	1.094	Carboloy®	6AP0120N1	6AP1120N1	6AP2120N1
2214	4.690	49.9	0.792	Glass	6AP0121N1	6AP1121N1	6AP2121N1
2975	6.300	77.7	1.234	Sapphire	6AP0122N1	6AP1122N1	6AP2122N1
4494	9.520	132.5	2.092	316 S.S.	6AP0123N1	6AP1123N1	6AP2123N1
6467	13.70	203.2	3.218	Carboloy®	6AP0124N1	6AP1124N1	6AP2124N1
3780	8.00	89	1.411	Glass	6AP0125N1	6AP1125N1	6AP2125N1
4942	10.47	134	2.124	Sapphire	6AP0126N1	6AP1126N1	6AP2126N1
7720	16.35	226	3.582	316 S.S.	6AP0127N1	6AP1127N1	6AP2127N1
10780	22.84	343	5.437	Carboloy®	6AP0128N1	6AP1128N1	6AP2128N1
8555	18.12	200	3.170	Glass	6AP0129N1	6AP1129N1	6AP2129N1
11140	23.60	301	4.771	Sapphire	6AP0130N1	6AP1130N1	6AP2130N1
16493	34.94	498	7.893	316 S.S.	6AP0131N1	6AP1131N1	6AP2131N1
23001	48.73	736	11.67	Carboloy®	6AP0132N1	6AP1132N1	6AP2132N1
23105	48.95	579	9.177	Glass	6AP0133N1	6AP1133N1	6AP2133N1
29410	62.30	833	13.2	Sapphire	6AP0134N1	6AP1134N1	6AP2134N1
42860	90.80	1339	21.22	316 S.S.	6AP0135N1	6AP1135N1	6AP2135N1
60212	127.5	1972	31.26	Carboloy®	6AP0136N1	6AP1136N1	6AP2136N1

For Materials of Construction see page 15

ACCESSORIES FOR 65MM AND 150MM FLOW METERS

Tripod Base with built-in spirit leveler and leveling screws (fits all standard and PTFE flow meters.) 600999